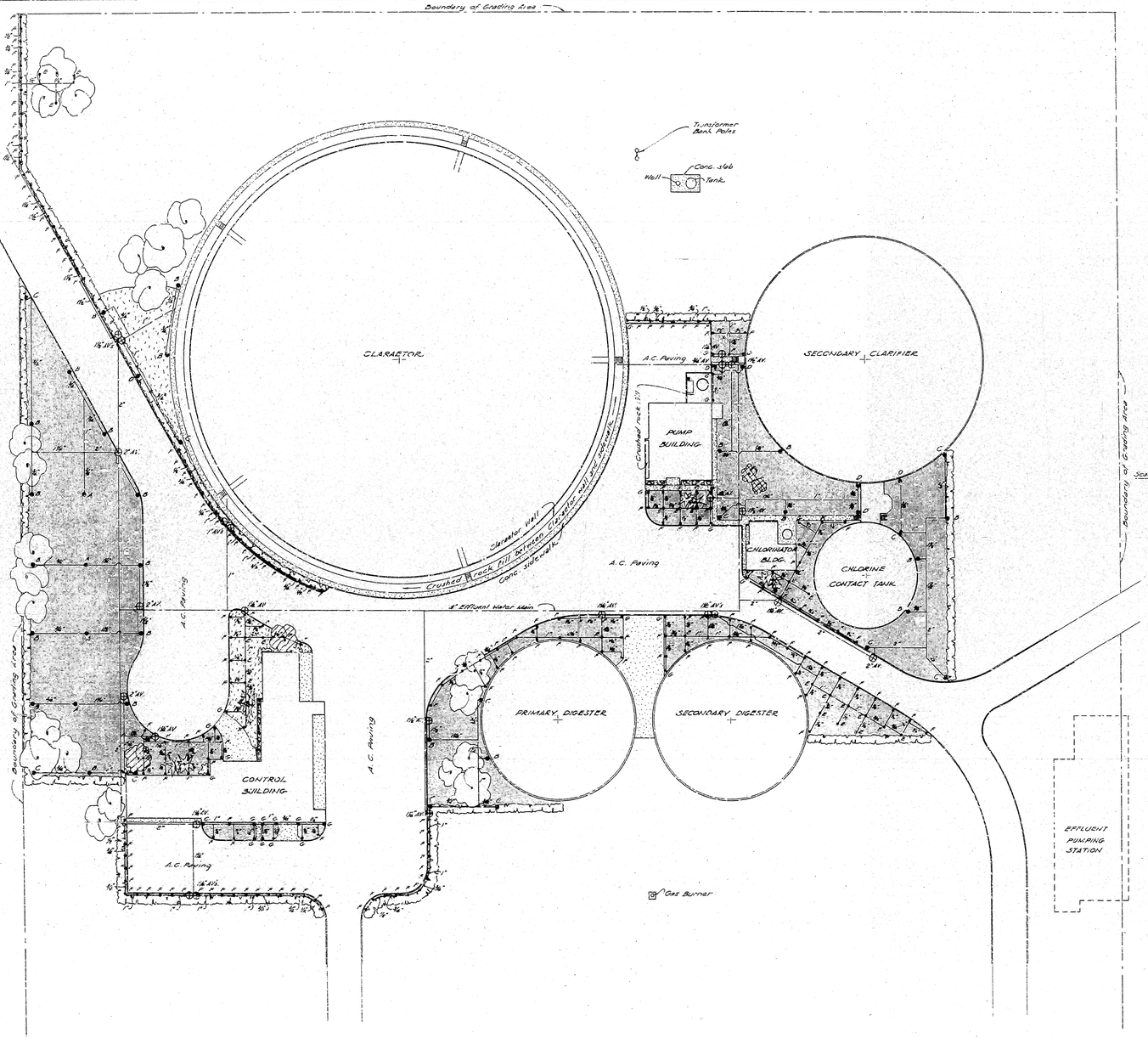

• LEGEND •

- Olive Trees - 10'± high
- Eucalyptus Trees - 15'± high
- Palm Trees - 12' to 15' high
- Shrubbery
- Oleander Hedge - 3' to 4' high
- Grass Lawn Areas - 4" Top Soil, Bermuda seed - 200 sq. ft. per lb.
- Areas planted with Ivy - 12" spacing
- Italian Cypress - 12'± high
- Rain Bird Sprinkler
- Nelson Silver Spray Sprinkler

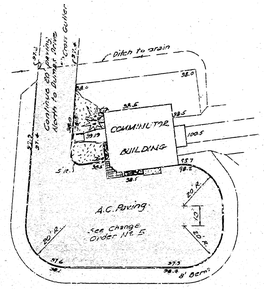

Note: See sheet #28 for location of Comminutor Building.

Note: All planting to be done in accordance with best standard practice - to be planted & guaranteed by an established reputable nursery firm.

SPRINKLER REQUIREMENTS

4 - A - Rain Bird # 20-A - 1/16" x 20" Nozzle - 5.84 g.p.m.
23 - B - Rain Bird # 25-A - 1/16" x 23" Nozzle - 4.10 g.p.m.
12 - C - Rain Bird # 25-A - 1/8" x 23" Nozzle - 2.44 g.p.m.
6 - D - Rain Bird # 25-A - 1/8" Nilo Nozzle - 3.66 g.p.m.

29 - E - Nelson Silver Spray - Full Circle
171 - F - Nelson Silver Spray - Half Circle
27 - G - Nelson Silver Spray - Quarter Circle.

1 - 3/4" Angle Valve.
2 - 1" Angle Valves.
12 - 1 1/8" Angle Valves.
3 - 1 1/2" Angle Valves.
4 - 2" Angle Valves.

All above based on 35 p.s.i. Nozzle Pressure. Sprinkler spacing as shown.

OPERATION

Operate 3 angle valves at one time. Operate not more than shown Rain Bird Sprinklers at one time. Operate not more than shown Rain Bird Sprinklers on any one lateral. Operate Rain Bird # 25-A, marked as A, C & D, for 3 hours to apply 1" of effective water which should be sufficient for 7 days during period of peak moisture use.

"REVISED AS BUILT"

SEWAGE TREATMENT WORKS
SAN BERNARDINO
CALIFORNIA
1958

CURRIE ENGINEERING COMPANY
CONSULTING ENGINEERS

LANDSCAPING AND SPRINKLER SYSTEM | 2

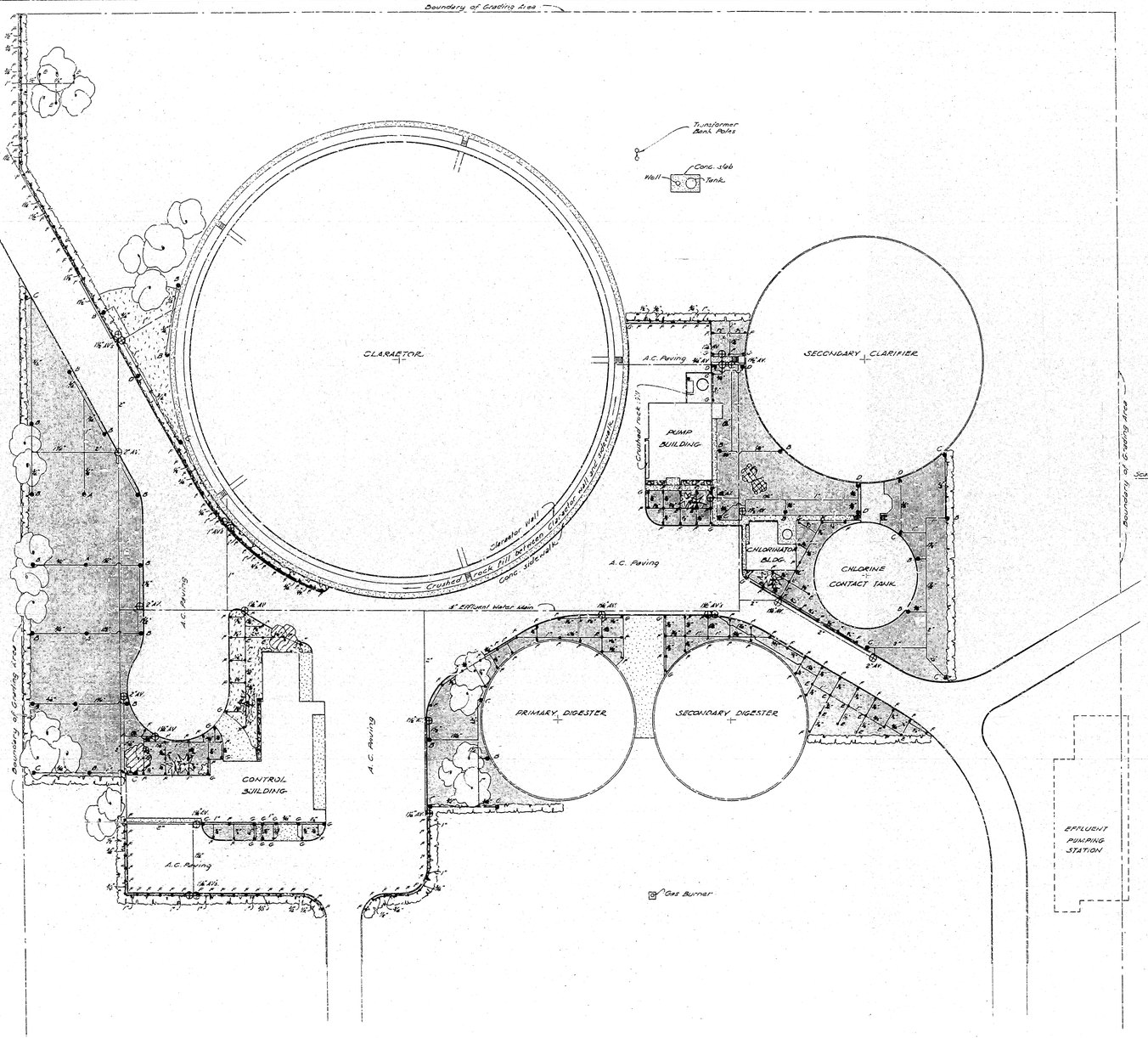

• LEGEND •

- Olive Trees - 10'± high
- Eucalyptus Trees - 15'± high
- Palm Trees - 12' to 15' high
- Shrubbery
- Oleander Hedge - 3' to 4' high
- Grass Lawn Areas - 4" Top Soil, Bermuda seed - 200 sq. ft. per lb.
- Areas planted with Ivy - 12" spacing
- Italian Cypress - 12'± high
- Rain Bird Sprinkler
- Nelson Silver Spray Sprinkler

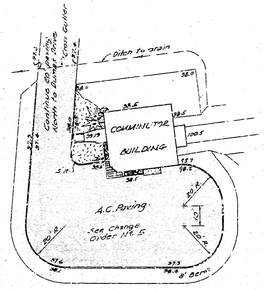

Note: See sheet #28 for location of Comminutor Building.

Note: All planting to be done in accordance with best standard practice - to be planted & guaranteed by an established reputable nursery firm.

SPRINKLER REQUIREMENTS

4 - A - Rain Bird # 20-A - 1/16" x 20" Nozzle - 5.84 g.p.m.
23 - B - Rain Bird # 25-A - 1/16" x 23" Nozzle - 4.10 g.p.m.
12 - C - Rain Bird # 25-A - 1/8" x 23" Nozzle - 2.44 g.p.m.
6 - D - Rain Bird # 25-A - 1/8" Nilo Nozzle - 3.66 g.p.m.

29 - E - Nelson Silver Spray - Full Circle
171 - F - Nelson Silver Spray - Half Circle
27 - G - Nelson Silver Spray - Quarter Circle.

1 - 3/4" Angle Valve.
2 - 1" Angle Valves.
12 - 1 1/8" Angle Valves.
3 - 1 1/2" Angle Valves.
4 - 2" Angle Valves.

All above based on 35 p.s.i. Nozzle Pressure. Sprinkler spacing as shown.

OPERATION

Operate 3 angle valves at one time. Operate not more than shown Rain Bird Sprinklers at one time. Operate not more than shown Rain Bird Sprinklers on any one lateral. Operate Rain Bird # 25-A, marked as A, C & D, for 3 hours to apply 1" of effective water which should be sufficient for 7 days during period of peak moisture use.

"REVISED AS BUILT"

SEWAGE TREATMENT WORKS
SAN BERNARDINO
CALIFORNIA
1958

CURRIE ENGINEERING COMPANY
CONSULTING ENGINEERS

LANDSCAPING AND SPRINKLER SYSTEM | 2